details
by BECKI OWENS

Assembly Instructions & User's Manual

for

Becki Owens Modern Seraphina Sofa with Natural Wood Base

Model Number: MM.92299-WHT/MM.92299-GRY

Customer Assistance (spare/replacement parts): 1-877-334-0900

or Email: ConsumerCare@ColeandRye.com



THIS ASSEMBLY MANUAL CONTAINS IMPORTANT SAFETY INFORMATION.

PLEASE READ AND KEEP FOR FUTURE REFERENCE.

Table of Contents

Quality Statement 3
Important Safety Information 3
Before Assembly 3
Product Information 4
Components 4
Assembly Steps 6
Warranty Information 8
Care & Use 8

Quality Statement

Questions or Comments?
We would love to hear about your Member's Mark experience! Visit us at:
samsclub.com/membersmarkhelp

Important Safety Information

- *Please read all instructions carefully before assembling this product.*
- *Where applicable, and for your safety, assembly by an adult is strongly recommended.*
- *Use only vendor-supplied hardware to assemble this item. Using unauthorized hardware could jeopardize the structural integrity of the item.*
- *Hardware may loosen overtime. Periodically check that all connections are tight.*

Before Assembly

- *Remove all parts and hardware from the box. Place all items on a carpeted or scratch-free work surface, as this will avoid damaging parts during assembly.*
- *The shipping box can provide an ideal work surface if none is available.*
- *Use the components and hardware lists below to identify, inventory and separate each of the hardware and components included.*
- *To avoid accidentally discarding small components or hardware, do not dispose of any packaging or contents of the shipping carton until assembly is complete.*
- DO NOT USE *power tools unless it is explicitly identified in this manual as required for use during assembly. Power tools can damage the fasteners, hardware and/or components.*
- *Do not fully tighten all fasteners / screws until all parts are in place. Failure to follow these instructions may cause the fasteners / screws to misalign during assembly.*

Product Information

Overall Dimensions: 85.8" x 38.6" x 36.6" (218cm x 98cm x 93cm)

Components

Description	Quantity	
A-Sofa Base	X 1	
B-Arm Cushion	X 2	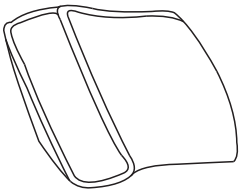
C-Seat Cushion	X 1	
D-Back Cushion	X 2	

Components

Description	Quantity	
E-Sofa Leg	X 4	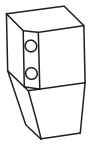
F-Sofa Middle Leg	X 2	

Components H

Description	Quantity	
H1-Allen Key	X 1	
H2-Bolts	X 8	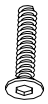
H3-Flat Washer	X 8	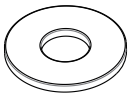
H4-Lock Washer	X 8	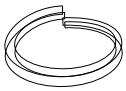
H5-Rubber Washer	X 2	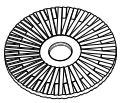

Assembly Steps

Step 1: Unzip the flap on the underside of the sofa and locate the hardware bundle. Attach Sofa Legs (E) to four corners using Allen Key (H1), Bolts (H2), Flat Washers (H3) and Lock Washers (H4) as shown below. Additionally, Screw Sofa Middle Legs (F) with Rubber Washers (H5), into holes as indicated in Sofa Base (A).

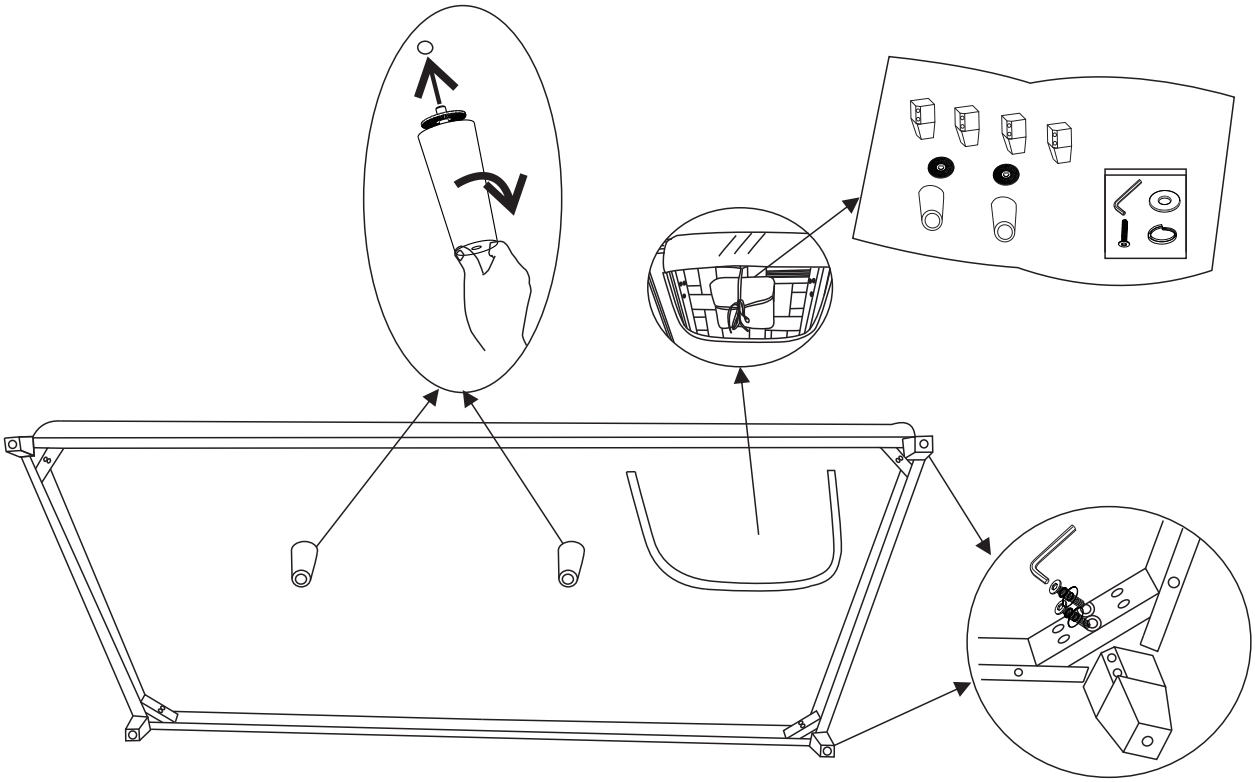

Assembly Steps

Step 2: Once you have ensured all legs are secured, place the Seat Cushion (C), Arm Cushions (B), and Back Cushions (D) according to the diagram below. Then sit back and relax!

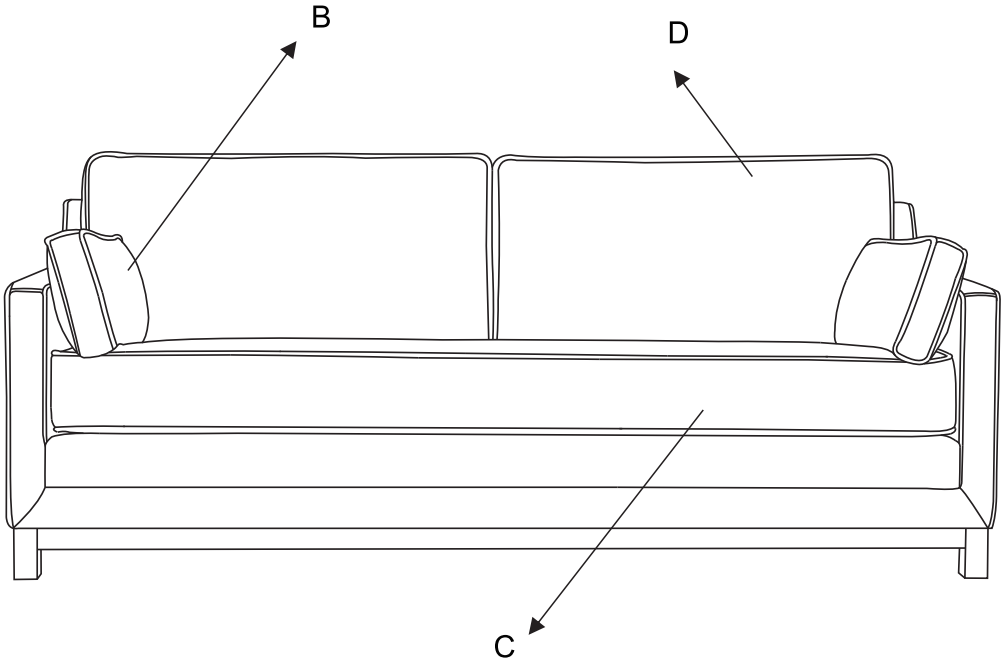

Care & Use Instructions

Care	Water Based Cleaner “W”: Spot clean cloth using only a water-based cleaning agent such a mild detergent or non-solvent upholstery shampoo product. Apply with a soft cloth in a circular motion. Vacuum when dry. Use a soft, clean cloth that will not scratch the surface when cleaning.
Use	It is recommended to not place furniture in direct sunlight and keep furniture 2 ft. / 60 cm from heat sources to avoid fading. It is recommended to not place furniture in direct sunlight and keep furniture 2 ft. / 60 cm from heat sources to avoid fading.

Warranty Information

Warranty

This product is covered by the Sam's Club Member Satisfaction Guarantee. Please visit samsclub.com for more information.

This product component has below guarantee against defects in material and/or workmanship:

- Frame (internal / external): 1 year
- Fabric / Finish / Seat Suspension / Cushioning: 1 year
- Labor: After 1st year, warranty covers only parts and materials, not labor required for repairs.

If you have any questions regarding the warranty or spare / replacement parts, please call our toll-free number **1-877-334-0900**
or email us at **ConsumerCare@ColeandRye.com**

NOTE: Please consider recycling all applicable packaging material.

Distributed by Sam’s West Inc.
2101 SE Simple Savings Dr.
Bentonville, Arkansas 72716-0745

Made in Vietnam