

Model No:
20765 / 20776



User Guide

RECHARGEABLE
2000
Bushnell®

IMPORTANT INFORMATION

1. Operating time for your Bushnell® 2000 Rechargeable Flashlight depends on continuous or intermittent use. Intermittent operation extends the run time of the battery.
2. The LED is a lifetime light source. It will never need to be replaced.
3. It is normal for the flashlight's aluminum body to get very warm during continuous use.

WARNING! Do not disassemble product. Do not charge the battery if the product / battery is cracked or damaged. Do not short terminals, crush, heat above 140 Degrees F. (60 Degrees C.), throw into a fire, or incinerate. Please recycle.

ONE YEAR LIMITED WARRANTY

This Bushnell® product is warranted for a period of 1 year from the original date of purchase against any defects in materials or workmanship. At the discretion of the manufacturer, they may provide replacement parts to original purchaser. Original receipt or proof of purchase, as well as confirmation of the defect is required. The manufacturer will not be responsible for shipping costs incurred outside the continental USA. Warranty is valid for the original purchaser one year from the date of purchase and is not transferable. This warranty does not cover any product purchased through non-authorized dealers and/or online auction websites.

This Warranty Does Not Cover

This 1 Year Limited Warranty does NOT cover normal wear and tear, abuse or misuse of this product.

All replacement products or parts will assume the remaining warranty of the original product. This warranty gives you specific legal rights. You may also have other rights which vary from state to state.

Manufactured and distributed under license from Bushnell Inc. Overland Park, KS 66214 by Insight 2 Design, LLC. Overland Park, KS 66223.

To Obtain Warranty Service

Call Toll Free 1-888-774-5840 for warranty service or product questions.

Mon-Fri, 8:00 a.m. - 5:00 p.m. Central Time

© 2019. Bushnell is a trademark of Bushnell Inc. Trademark is used under a Trademark License Agreement by Insight 2 Design, LLC. Overland Park, KS 66223.

Carefully read all instructions before use and save for future reference.

CHARGING THE BATTERY

Your Bushnell® 2000 Rechargeable Flashlight contains a lithium-ion battery and comes with a USB cord for recharging.

NOTE: The USB cable is for charging only/power only.

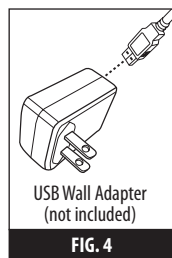


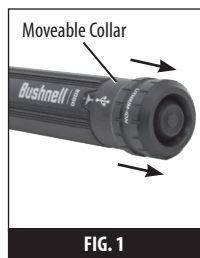
1. Push up on moveable collar to allow access to the input port as shown. (Fig. 1 & 2)
2. Insert micro-USB plug into input port on flashlight. (Fig. 2)
3. Plug USB cord into any USB outlet on computer, wall adapter (not included), etc.. (Fig. 3 & 4)

NOTE: Charging while using a USB wall adapter will be faster than a computer USB port. (Fig. 2)

4. When properly charged, the indicator light next to the input port will change from red to green.

NOTE: Recharge the battery immediately when light output is low.

NOTE: Normal recharging time for the Bushnell® 2000L Rechargeable Flashlight is 8 hours.



Your Bushnell® 2000 Rechargeable Flashlight provides easy access to the lighting modes with a Button Switch (Fig. 5): High for flooding an area with an intense bright light and Low for a non-glaring soft light for close-up illumination. The Button Switch gives you the options of Momentary-On or Constant-On operation.

OPERATION

To access Momentary-On settings:

HIGH: Depress button half-way once and hold. Release to turn off.


LOW: Quickly depress button half-way twice and hold. Release to turn off.

NOTE: The button always defaults to High mode unless it is cycled quickly to the other settings.

To access Constant-On settings:

HIGH: Depress button fully once to “click” on. Depress fully a second time to “click” off.

LOW: Depress button fully a third time to “click” on. Depress fully a fourth time to “click” off.



(continued on back panel)