



Assembly Instructions & User's Manual

for

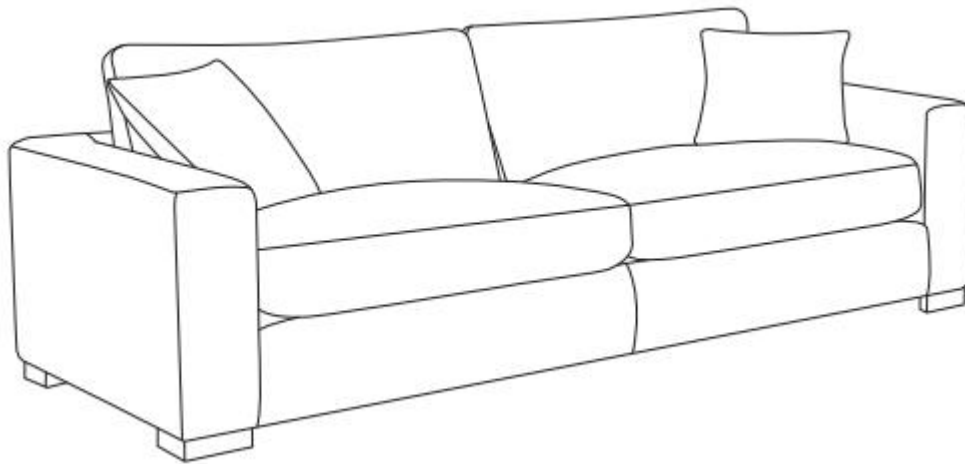
Member's Mark Ava Collection Modern Transitional Sofa

Item Number: TBD

Model Number: MM.91031G

Customer Assistance (spare/replacement parts): 1-877-334-0900

or Email: ConsumerCare@ColeandRye.com



THIS ASSEMBLY MANUAL CONTAINS IMPORTANT SAFETY INFORMATION.
PLEASE READ AND KEEP FOR FUTURE REFERENCE.

Table of Contents

Quality Statement	3
Important Safety Information	3
Before Assembly	3
Care & Use	3
Product Information	4
Components	4
Step 1 – Step 2	5
Care & Use Instructions	7
Technical Data	7
Warranty Information	7

Quality Statement

Questions or Comments?

We would love to hear about your Member's Mark experience! Visit us at: samsclub.com/membersmarkhelp

Important Safety Information

- Please read all instructions carefully before assembling this product.
- Where applicable, and for your safety, assembly by an adult is strongly recommended.
- Use only vendor-supplied hardware to assemble this item. Using unauthorized hardware could jeopardize the structural integrity of the item.
- Hardware may loosen overtime. Periodically check that all connections are tight.
- **[NOTE:** Please add any additional required Safety information. These will be item dependent and based upon factory and industry standard requirements & recommendations.]

Before Assembly

- Remove all parts and hardware from the box. Place all items on a carpeted or scratch-free work surface, as this will avoid damaging parts during assembly.
- The shipping box can provide an ideal work surface if none is available.
- Use the components and hardware lists below to identify, inventory and separate each of the hardware and components included.
- To avoid accidentally discarding small components or hardware, do not dispose of any packaging or contents of the shipping carton until assembly is complete.
- **DO NOT USE** power tools unless it is explicitly identified in this manual as required for use during assembly. Power tools can damage the fasteners, hardware and/or components.
- Do not fully tighten all fasteners / screws until all parts are in place. Failure to follow these instructions may cause the fasteners / screws to misalign during assembly.

Care & Use

- Use a soft, clean cloth that will not scratch the surface when cleaning.
- **[NOTE:** Please add any additional required Care & Use Instructions. These will be item dependent and based upon factory and industry standard requirements & recommendations.]

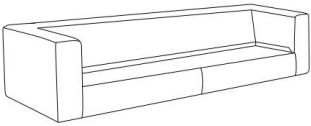
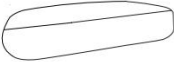





Need Assistance? Visit us at: samsclub.com/membersmarkhelp

Product Information

Overall Sofa Dimensions: 83.86" x 40.94" x 23.62" /32.28"(213 cm x 104 cm x 60/82 cm)

Overall Sofa Weight: 114.4 lbs (52KG) .

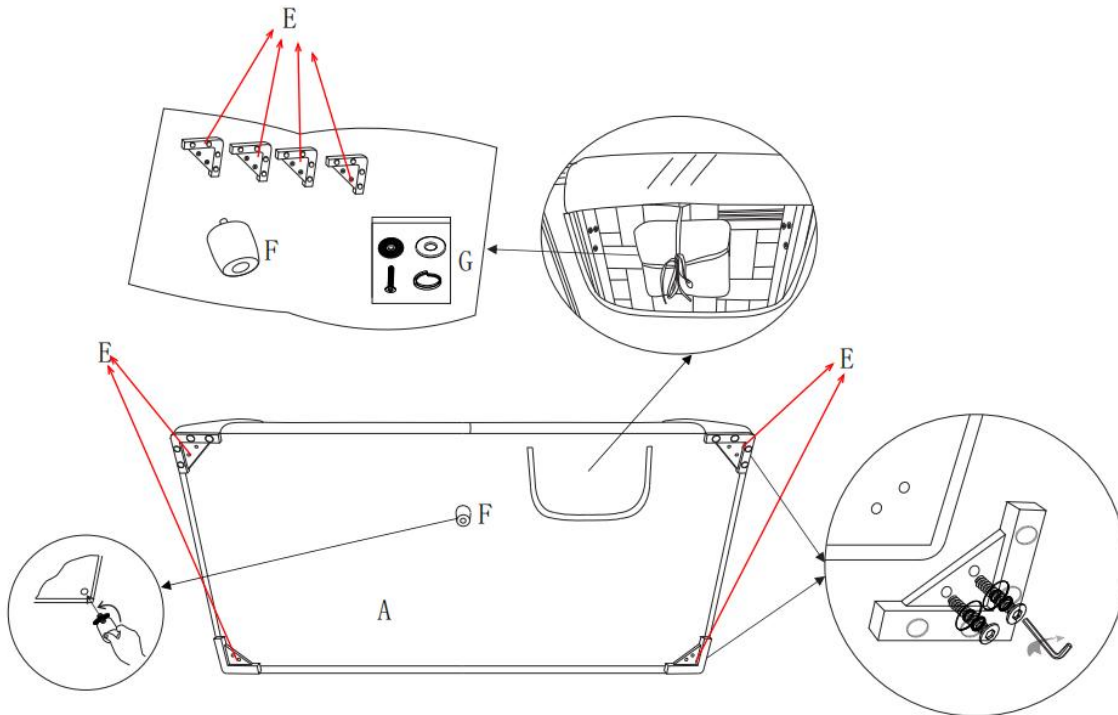
Components

Component A Part: Sofa Base Qty 1	Component B Part: Seat Cushion Qty 2	Component C Part: Back Cushion Qty 2
		
Component D Part: Pillow Qty 2	Component E Part: Sofa Wood Leg Qty 4	Component F Part: Sofa Center Leg Qty 1
		
Component G Part: Hardware Plastic Bag Qty 1		
		

Need Assistance? Visit us at: samsclub.com/membersmarkhelp

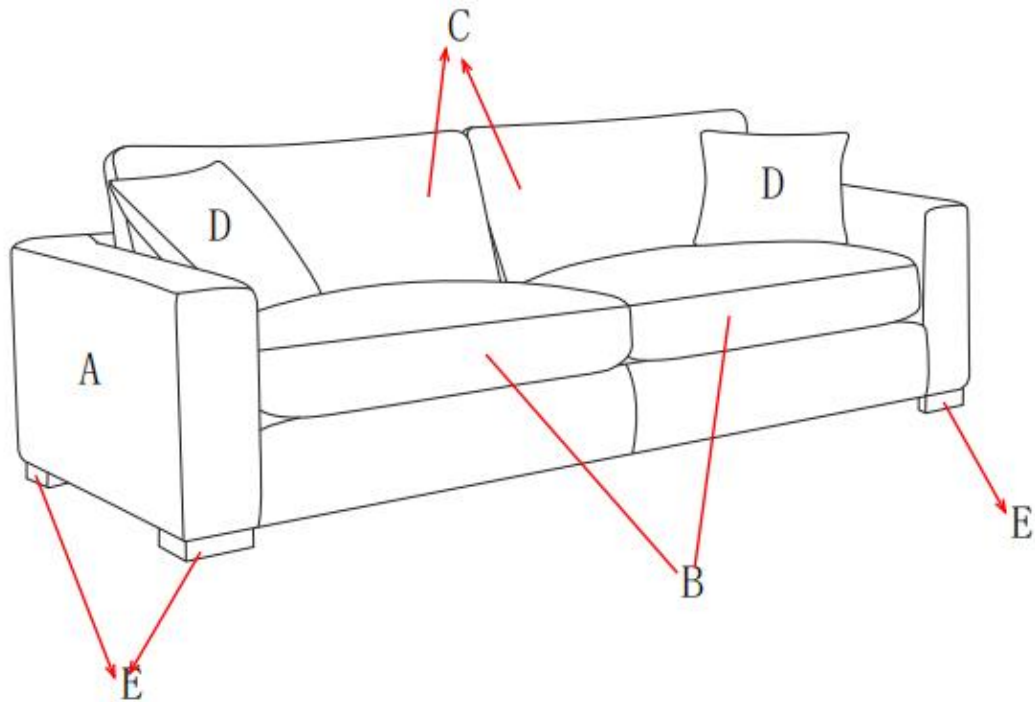
Step 1 – Step 2

Step 1: Take out the Sofa Wood Leg (E) and the Sofa Center Leg (F) and the Hardware Plastic Bag (G) from the bottom of the Sofa Base (A), then using the Allen wrench and screws in the Hardware Plastic Bag (G) and install the Sofa Wood Leg (E) as shown in the figure below. The Sofa Center Leg (F) can be directly screwed in.



Need Assistance? Visit us at: [samsclub.com/membersmarkhelp](https://www.samsclub.com/membersmarkhelp)

Step 2: Next place the Seat Cushion (B) and the Back Cushion (C) and the Pillow (D) in the corresponding position of the the Sofa Base (A).



Need Assistance? Visit us at: [samsclub.com/membersmarkhelp](https://www.samsclub.com/membersmarkhelp)

Care & Use Instructions

Care	Water Based Cleaner "W": Spot clean cloth using only a water-based cleaning agent such a mild detergent or non-solvent upholstery shampoo product. Apply with a soft cloth in a circular motion. Vacuum when dry.
Use	It is recommended to not place furniture in direct sunlight and keep furniture 2 ft. / 60 cm from heat sources to avoid fading.

Technical Data

Overall Sofa Dimensions: 83.86" x 40.94" x 23.62" / 32.28" (213 cm x 104 cm x 60/82 cm)
Overall Sofa Weight: 114.4 lbs (52KG) .

Warranty Information

Warranty

This product is covered by the Sam's Club Member Satisfaction Guarantee. Please visit samsclub.com for more information.

This product component has below guarantee against defects in material and/or workmanship:

- Frame (internal / external): 5 years
- Fabric / Finish / Seat Suspension / Cushioning: 1 year
- Labor: After 1st year, warranty covers only parts and materials, not labor required for repairs.

If you have any questions regarding the warranty or spare / replacement parts, please call our toll-free number 1-877-334-0900 or email us at ConsumerCare@ColeandRye.com

NOTE: Please consider recycling all applicable packaging material.

Need Assistance? Visit us at: samsclub.com/membersmarkhelp

Distributed by Sam's West Inc.
2101 SE Simple Savings Dr.
Bentonville, Arkansas 72716-0745

Made in China



Need Assistance? Visit us at: samsclub.com/membersmarkhelp