



Assembly Instructions & User's Manual

for


Member's Mark Cahaba 4pc Sectional Set

Item Number: 990017629

Model Number: FZA10221ST

Customer Assistance (spare/replacement parts): 1-888-690-9800

or Email: cs@sunvillahome.com



THIS ASSEMBLY MANUAL CONTAINS IMPORTANT SAFETY INFORMATION.
PLEASE READ AND KEEP FOR FUTURE REFERENCE.

Table of Contents

Quality Statement.....	3
Important Safety Information	3
Before Assembly	3
Care & Use	3
Package Contents	4
Product Information	5
Components	5
Step 1 – Step 3	6
Troubleshooting	Error! Bookmark not defined.
Storage Instructions	7
Technical Data	7
Warranty Information	8

Quality Statement

Questions or Comments?

We would love to hear about your Member's Mark experience! Visit us at:
samsclub.com/membersmarkhelp

Important Safety Information

- *Please read all instructions carefully before assembling this product.*
- *Where applicable, and for your safety, assembly by an adult is strongly recommended.*
- *Use only vendor-supplied hardware to assemble this item. Using unauthorized hardware could jeopardize the structural integrity of the item.*
- *Hardware may loosen overtime. Periodically check that all connections are tight.*

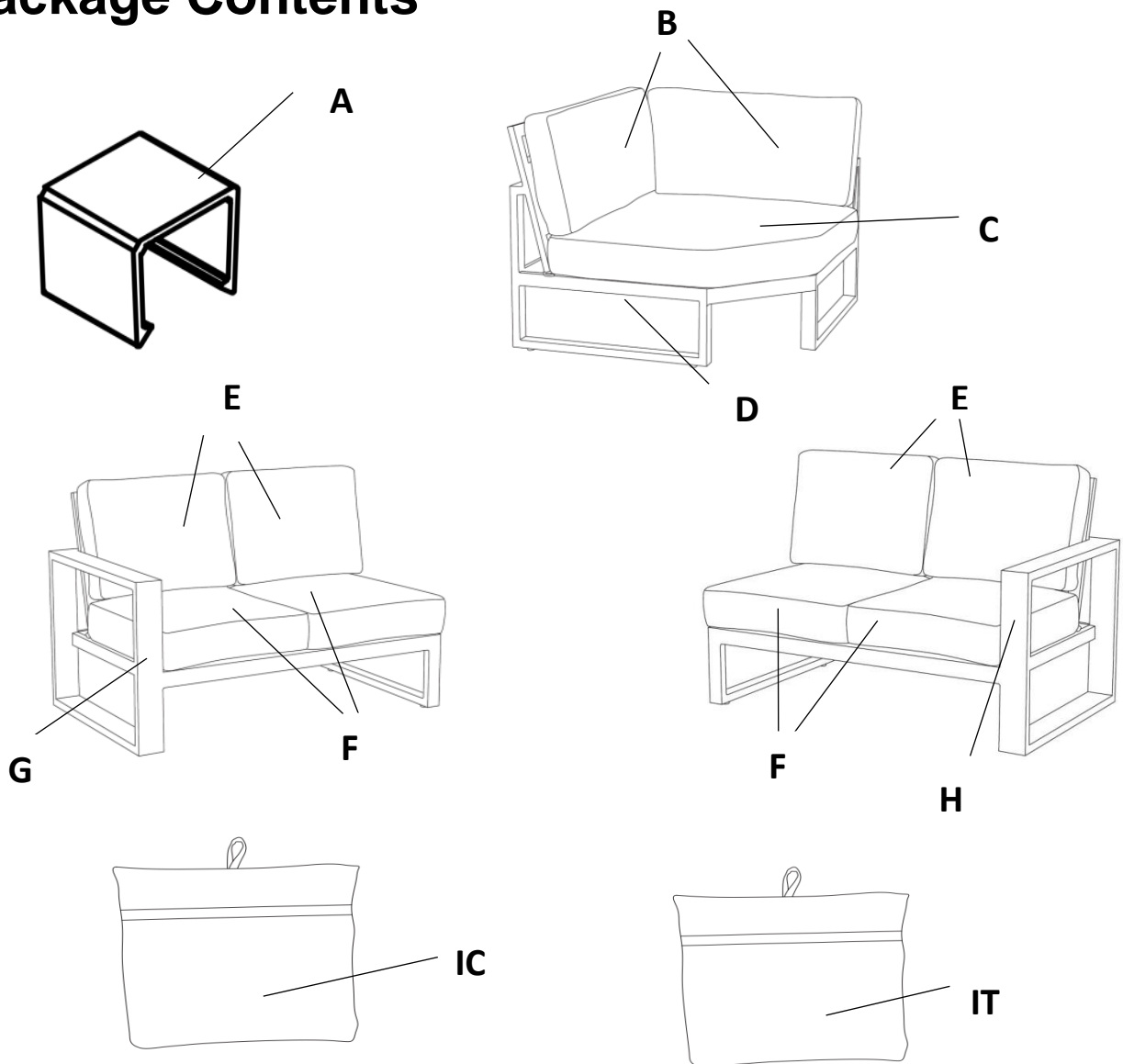
Before Assembly

- *Remove all parts and hardware from the box. Place all items on a carpeted or scratch-free work surface, as this will avoid damaging parts during assembly.*
- *The shipping box can provide an ideal work surface if none is available.*
- *Use the components and hardware lists below to identify, inventory and separate each of the hardware and components included.*
- *To avoid accidentally discarding small components or hardware, do not dispose of any packaging or contents of the shipping carton until assembly is complete.*
- **DO NOT USE** power tools unless it is explicitly identified in this manual as required for use during assembly. Power tools can damage the fasteners, hardware and/or components.
- *Do not fully tighten all fasteners / screws until all parts are in place. Failure to follow these instructions may cause the fasteners / screws to misalign during assembly.*

Care & Use

- *Use a soft, clean cloth that will not scratch the surface when cleaning.*
- *Dust often and use a vacuum cleaner crevice tool to clean between seams.*
- *Keep furniture at least 60cm/2ft from heat sources to avoid damage.*

Package Contents



Component	Description	Quantity	Component	Description	Quantity
A	Clip	4	F	Left/Right Chair Seat Cushion	4
B	Corner Back Cushion	2	G	Right Chair Frame	1
C	Corner Seat Cushion	1	H	Left Chair Frame	1
D	Corner Chair Frame	1	IC	Furniture Cover For Chair	1
E	Left/Right Chair Back Cushion	4	IT	Furniture Cover For Table	1

Need Assistance? Visit us at: [samsclub.com/membersmarkhelp](https://www.samsclub.com/membersmarkhelp)

Product Information

Dimensions:

Corner chair: 43.11"Dx43.11"Wx33.85"H (109.5 x 109.5 x 86cm)

Left chair: 30.31"Dx51.96"Wx33.85"H (77 x 132 x 86cm)


Right chair: 30.31"Dx51.96"Wx33.85"H (77 x 132 x 86cm)

Table: 36.02"Dx36.02"Wx17.51"H (91.5 x 91.5 x 44.5cm)

Weight Capacity:

Chair: Supports up to 250 lbs. (113.4kg.)

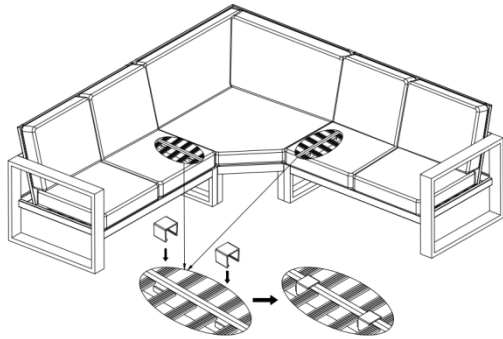
Components

A Clip Qty 4


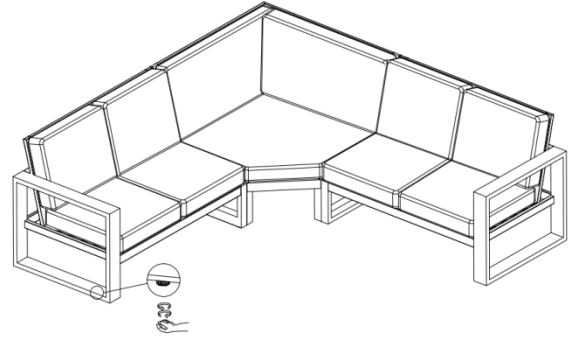
Need Assistance? Visit us at: [samsclub.com/membersmarkhelp](https://www.samsclub.com/membersmarkhelp)

Step 1 – Step 3

Step 1

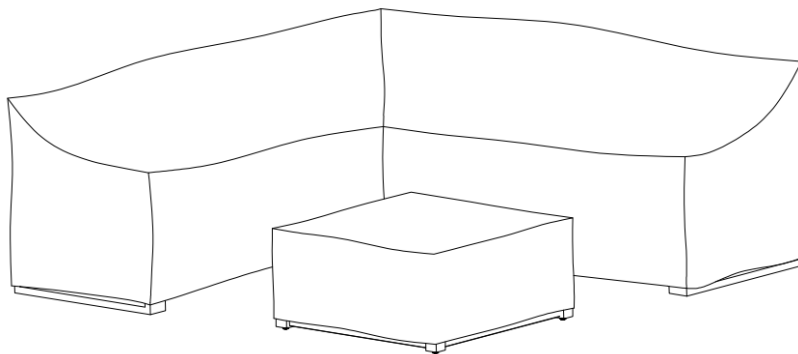


Step 2



Step 3

When furniture is not in use, put covers on them to prevent dust.



Need Assistance? Visit us at: [samsclub.com/membersmarkhelp](https://www.samsclub.com/membersmarkhelp)

Storage Instructions

- | |
|---|
| 1. Carefully place all components into shipping box and/or provided container tape it shut. |
| 2. When not in use, please store your item in a cool, dry place away from sunlight. |
| 3. Exposing your item to excessive heat or humidity may damage your item. |
| 4. When furniture is not in use, put covers on them to prevent dust. |

Technical Data

Aluminum: 6063

Furniture Cover: 180g(300D) domestic polyester, with PU coating

Sunbrella Fabric: Acrylic

Need Assistance? Visit us at: samsclub.com/membersmarkhelp

Warranty Information

This product component has a 3 years guarantee against defects in material and/or workmanship. If you have any questions regarding the warranty or spare / replacement parts, please call our toll-free number 1-888-690-9800 or email us at cs@sunvillahome.com

NOTE: Please consider recycling all applicable packaging material.

Distributed by Sam's West Inc.
2101 SE Simple Savings Dr.
Bentonville, Arkansas 72716-0745

Made in China



Need Assistance? Visit us at: samsclub.com/membersmarkhelp