



# **Assembly Instructions & User's Manual** for ***Member's Mark Athena 7pc Sectional Fire Deep Seating***

**Item Number:** 980297032 & 980296849


**Model Number:** FW-ANS7SCT / FW-ANS7SCT-L

**Customer Assistance** (spare/replacement parts): 1-800-443-1410

or Email: [customerservice@foremostgroups.com](mailto:customerservice@foremostgroups.com)

**DISCLAIMER:** Supplier is fully responsible for the entire content of the assembly manual, including all Sam's Club suggested edits or revisions.

**Note:** The assembly step of the firepit table please refer to a separate manual



**THIS ASSEMBLY MANUAL CONTAINS IMPORTANT SAFETY INFORMATION.**  
**PLEASE READ AND KEEP FOR FUTURE REFERENCE.**

# Table of Contents

<b>Quality Statement .....</b>	<b>3</b>
<b>Important Safety Information.....</b>	<b>3</b>
<b>Before Assembly.....</b>	<b>3</b>
<b>Care &amp; Use .....</b>	<b>3</b>
<b>Package Contents.....</b>	<b>4</b>
<b>Product Information .....</b>	<b>5</b>
<b>Components .....</b>	<b>5</b>
<b>Hardware .....</b>	<b>5</b>
<b>Tools.....</b>	<b>5</b>
<b>Step 1 .....</b>	<b>6</b>
<b>Step 2 – Step 3.....</b>	<b>7</b>
<b>Step 4 – Step 5.....</b>	<b>8</b>
<b>Step 6 .....</b>	<b>9</b>
<b>Warranty Information .....</b>	<b>10</b>

## Quality Statement

### **Questions or Comments?**

We would love to hear about your Member's Mark experience! Visit us at:  
**samsclub.com/membersmarkhelp**



## Important Safety Information

- Please read all instructions carefully before assembling this furniture.
- For your safety, assembly by two or more adults is strongly recommended.
- Use only vendor-supplied hardware to assemble this item. Using unauthorized hardware could jeopardize the structural integrity of the item.
- Hardware may loosen overtime. Periodically check that all connections are tight.
- **NOTICE:** To prevent injury and property damage from unexpected tipping of furniture, we highly recommend installation of the anti-tip kit included with this product.

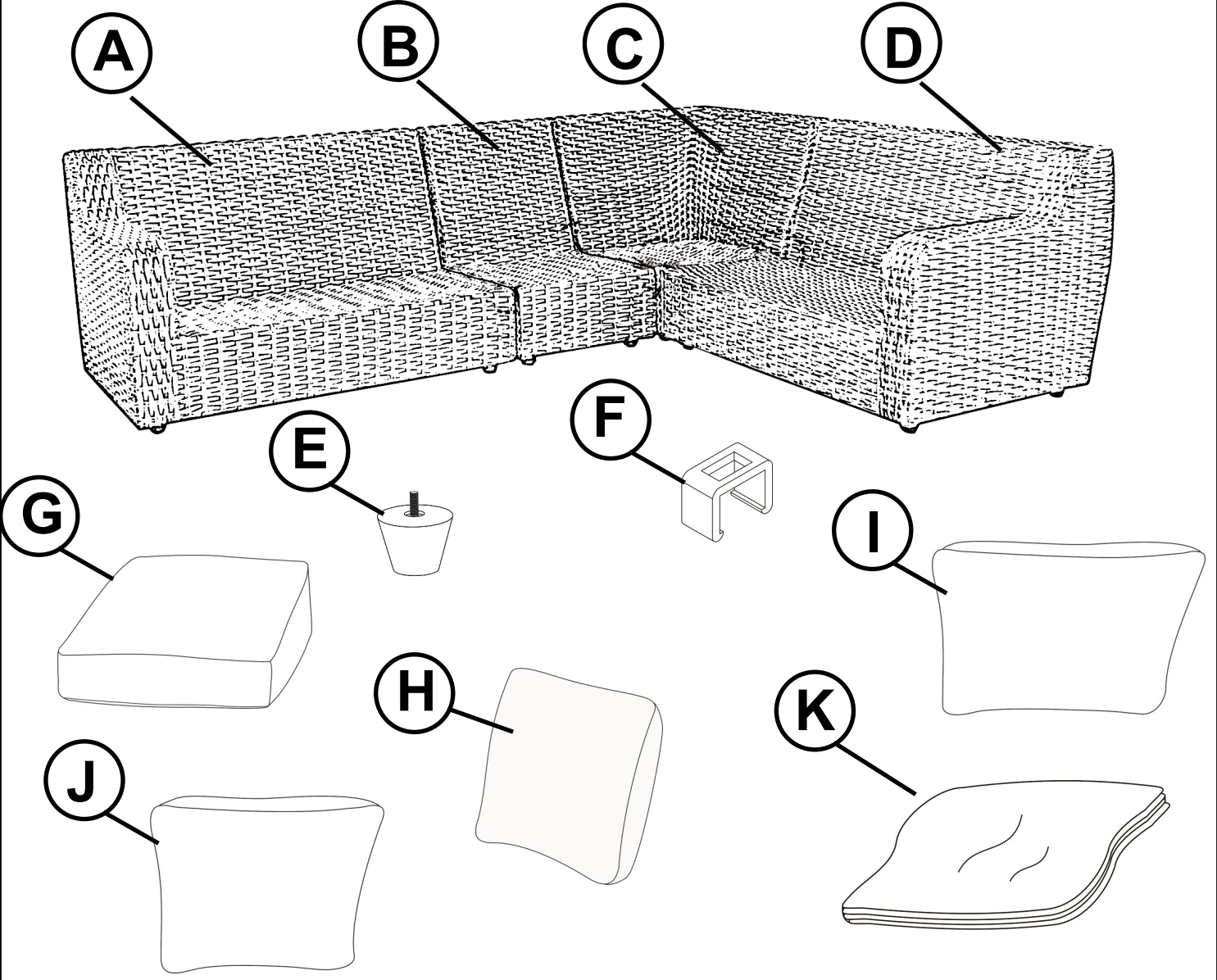
## Before Assembly

- Remove all parts and hardware from the box. Place all items on a carpeted or scratch-free work surface, as this will avoid damaging parts during assembly.
- The shipping box provides an ideal work surface.
- To avoid accidentally discarding small parts or hardware, do not dispose of any packaging or contents of the shipping carton until assembly is complete.
- Use the parts and hardware lists below to identify and separate each of the pieces included.
- The use of power tools for assembly is not recommended. Power tools can damage the hardware and/or split the wood.
- **Note:** Do not fully tighten all bolts until all parts are in place. Failure to follow these instructions may cause the bolts to misalign during assembly.

## Care & Use

- Dust often and use a vacuum cleaner crevice tool to clean seams. To maintain the leather appearance, gently clean soiled areas with a soft cloth dampened with a mild, water based detergent. Remove all lather and wipe with a clean damp cloth. Dry with another soft cloth by blotting the damp surface (do not rub).
- Do not place furniture in direct sunlight and keep furniture at least 60 cm / 2 ft from heat sources to avoid fading.  
[NOTE: Please add any additional required Care & Use Instructions. These will be item dependent and based upon factory and industry standard requirements & recommendations.]

Components



Component	Description	Quantity	Component	Description	Quantity
A	Right Arm Loveseat	1	G	Seat Cushion	6
B	Armless Club Chair	1	H	Back Cushion	5
C	Corner Chair	1	I	Corner Back Cushion –Long	1
D	Left Arm Loveseat	1	J	Corner Back Cushion –Short	1
E	Adjustable Foot	16	K	Furniture Cover	1
F	Clip	6			

# Product Information

## Dimension:

Armless: 25.25" x 37.75" x 33.50"

Left Arm Loveseat: 55.00" x 37.75" x 33.50"

Single Bench: 24.20" x 19" x 18.5"

Alum Top Firepit: : 52" x 30" x 24.75"

Corner: 37.75" x 37.75" x 33.50"

Right Arm Loveseat: 55.00" x 37.75" x 33.50"

Double Bench: : 48" x 19" x 18.5"

## Weight Capacity:

Left Arm Loveseat: 500lbs

Armless: 250lbs





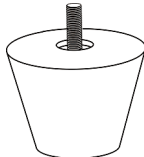
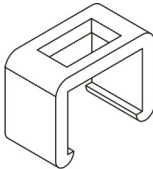
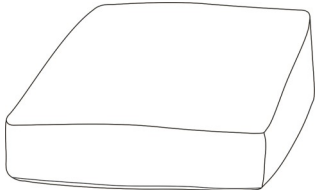

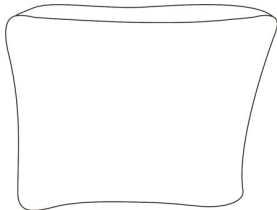

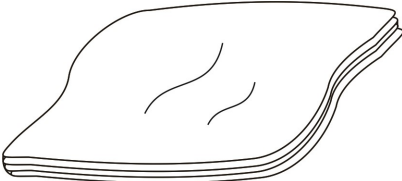
Corner: 250lbs

Right Arm Loveseat: 500lbs

Single Bench: 250lbs

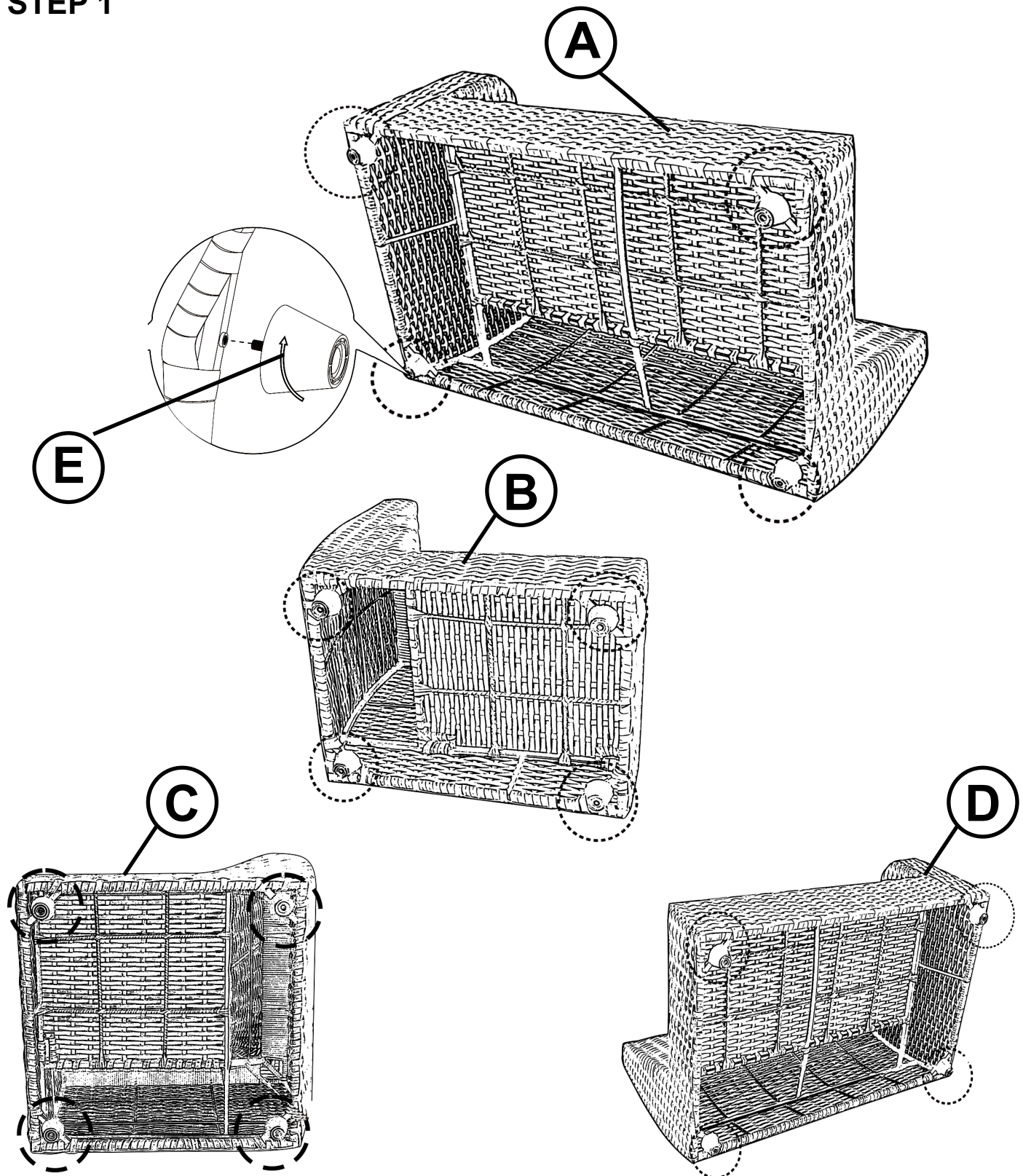
Double Bench: 500lbs

# Components

Component A Part No. PF-ANS-SCT-A-20 Qty 6	Component B Part No. PF-ANS-SCT-B-20 Qty 24	Component C Part No. PF-ANS-SCT-C-20 Qty 6
		
Component D Part No. PF-ANS-SCT-D-20 Qty 1	Component E Part No. PF-ANS-SCT-B-20 Qty 4	Component F Part No. PF-ANS-SCT-F-20 Qty 1
		
Component G Part No. PF-ANS-SCT-G-20 Qty 1	Component H Part No. PF-ANS-SCT-H-20 Qty 1	Component I Part No. PF-ANS-SCT-I-20 Qty 1
		
Component J Part No. PF-ANS-SCT-J-20 Qty 1	Component K Part No. PF-ANS-SCT-K-20 Qty 1	
		

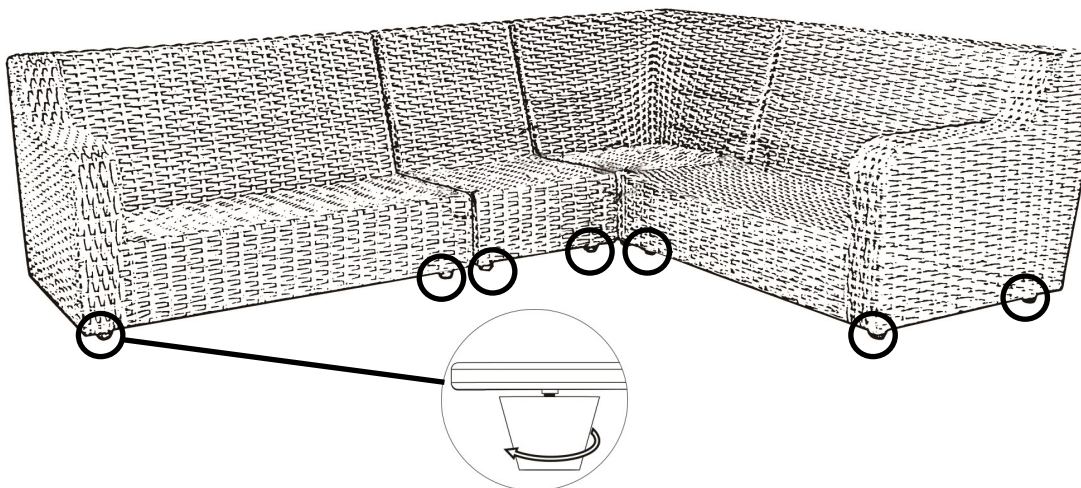


## STEP 1



Place the Right Arm Loveseat (A) on its back on a soft, smooth surface. Attach the Adjustable Feet (E) to the Right Arm Loveseat (A) by turning the Adjustable Feet (E) clockwise and tightening. Repeat the same step to attach the Adjustable Feet (E) to the Armless Club Chair (B), Corner Chair (C) and the Left Arm Loveseat (D).

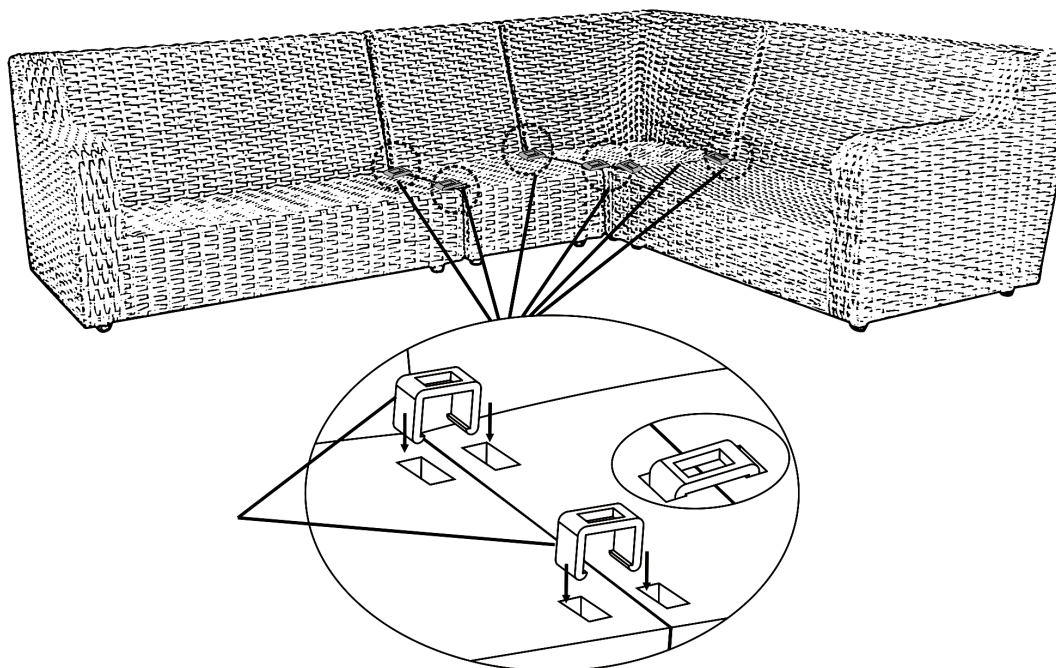
## STEP 2



Position the right arm loveseat , armless chair, corner chair, left arm loveseat as shown, and check the stability. If any of the piece wobbles, loosen the foot glider counter clock-wise until the piece stands completely stable.

---

## STEP 3




Press the connecting clips (F) into the sockets on each piece to lock the position.

**Important:** The Clips (F) are designed to secure the furniture in position and prevent accidental movement of any individual piece. When moving or relocating the furniture ,**ALWAYS** to separate the furniture by removing the Clips (F) first. Never attempt to move the whole set of furniture with clips attached, it may cause damage to the furniture and clips.

---



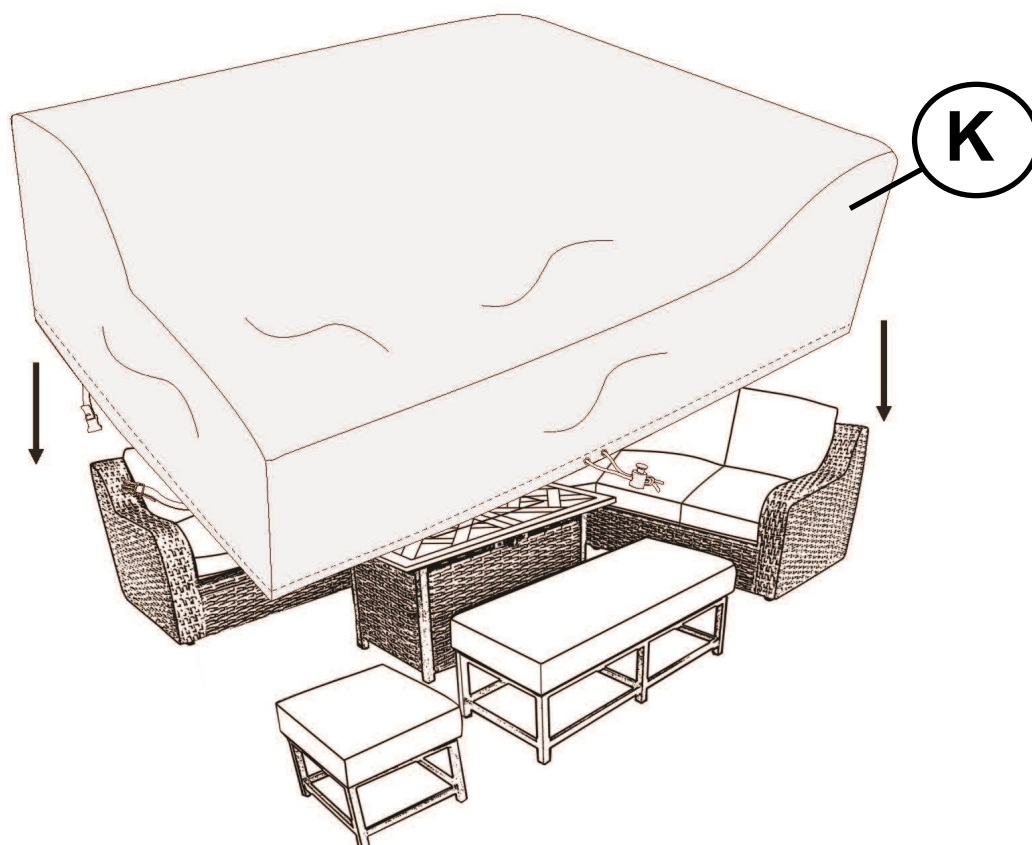
## STEP 4



Place the Seat Cushions (G) , Back cushions (H), Corner Back Cushion –Long (I) and Corner Back Cushion –Short (J) on the Set. The set is ready for your enjoyment.

---

## STEP 5



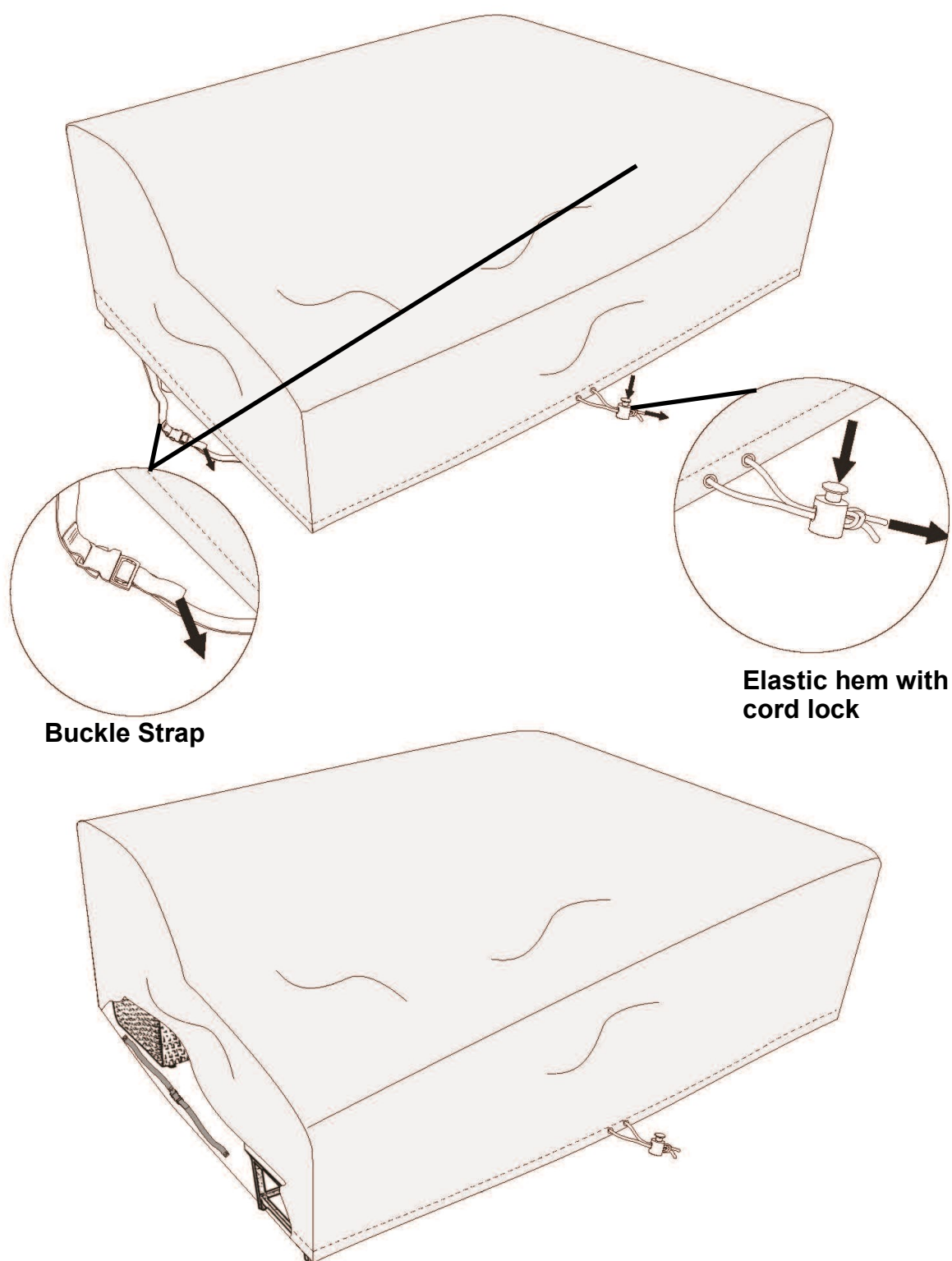
Use the Furniture Cover (K) to cover the furniture when not in use for long periods of time to prolong the life of your outdoor furniture and to protect it from the outdoor elements.

**NOTE:** Always allow fire pit to cool **COMPLETELY** before you cover the whole furniture set with the Furniture cover (K).

---



## STEP 6



Use the buckle straps and the elastic hem to secure the furniture cover in place.

# **Warranty Information**

## Limited Manufacture's 5 Years Warranty

### **General Residential Warranty**

We warranty all our residential use furniture 5 years. The warranty is valid from the date you purchase and applies only to the original purchaser. If your frame fails structurally during normal usage (other than damage as a result of dropping or breaking a cast part other than a weld is not covered under this warranty) or if the finish peels, cracks or blisters within 1 year, we will repair, refinish or replace the frame at manufacturer's discretion (with same or similar product if discontinued) without charge. Due to the unique nature of hand-applied finishes the color of replacement item (s) may not match exactly. Parts and labor are included.

### **Frames**

Frames are warranted to be free from defects in materials and workmanship for a period of 5 years. Damage to frames or welds due to improper assembly or exposure to water and sub-freezing temperatures, is not covered. Breakage that is a result of product being dropped. Acts of God, acts of war, etc, are not covered.

### **Finish**

The finish is warranted against peeling, cracking, or blistering for a period of 1 year provided the product has not been scratched or abraded. Scratches and chips resulting from normal wear and tear are not covered. Fading resulting from exposure to elements is not covered. Stains as a result of chemical spills and certain food items are not covered.

### **Fabric (if applicable)**

Fabric and cushions are warranted for a period of one (1) year against seams separating or tearing. Fading or discoloration resulting from exposure to the elements chemicals, or from spills is not covered. Fabric are not warranted against mildew.

### **Umbrellas & Umbrella Bases (if applicable)**

The finish is warranted against peeling, cracking, or blistering for a period of 1 year provided the product has not been scratched or abraded. Scratches and chips resulting from normal wear and tear are not covered. Fading resulting from exposure to elements is not covered. Stains as a result of chemical spills and certain food items are not covered. Rust is not covered.

### **Straps and/or Wicker Weave (if applicable)**

Straps and/or wicker weave are warranted for a period of one (1) year against separation or tearing. Fading or discoloration resulting from exposure to the elements, chemicals, or from spills is not covered.

# Warranty Information

## Table Tops (if applicable )

All stone tops are warranted for a period for one (1) from original date of purchase, against defects in material and or workmanship. Breakage, discoloration, staining, and or any other weather-related issues are not covered.

## Firepits

Bumer, cast aluminum & steel fire pit bowl, all mechanical parts and fittings to control panel and bumer assembly, and all aluminum fire pit tops that are not cast aluminum are warranted for a period of one (1) year from original date of purchase, against defects in material and or workmanship. Rust is not covered.

## Freight

Shipping and handling charges are always the responsibility of the claimant. We do not ship outside of the North American continent.

## Warranty Exclusions

Failure caused by unreasonable or abusive use. Furniture that were clearance items, display models or items purchased in an "as is" condition, freight damage, furniture damaged by acts of nature, vandalism, fire, abuse, lack of proper care and maintenance, or improper assembly; straps and fabric against normal fading or discoloration from exposure to elements, oils, spills, fluids or chemicals; table top against breakage; hardware against corrosion or rusting; bucking or splitting of tubing resulting from exposure to water and freezing temperatures; glass table tops, purchased or replacement parts; plastics. Also excluded: loss of use of time and or inconvenience, money travel, packaging or any other consequential or incidental damages. In no event shall Foremost Groups, Inc. responsibility exceed the value of the replacement product.

Warranty is to the original purchaser when items are purchased from one of our authorized retailers and is not transferable. All warranty claims must be submitted with a dated register receipt within the warranty period. Should replacement of the warranted item be unavailable, Foremost Groups, Inc. reserve the right to substitute item of our choice similar in style, color and quality. For quality control damage item (s). The terms of this warranty are subject to change without notice.

If you have any questions regarding the warranty or spare/replacement parts, please call our toll-free number 1-800-443-1410 or email us at [customerservice@foremostgroups.com](mailto:customerservice@foremostgroups.com)

**NOTE:** Please consider recycling all applicable packaging material.

**Distributed by Sam's West Inc.**  
2101 SE Simple Savings Dr.  
Bentonville, Arkansas 72716-0745

Made in Indonesia

